

Dual Disting Display

This module consists of two 2.2” OLED displays. It is based on the open hardware design by Expert Sleepers®.

This module uses the FHX header to connect to the Disting EX, it can't be used at the same time as a FHX-8GT or FHX-8CV module

In order to use the secondary displays, your Disting EX's needs to be running firmware version 1.14 or higher and the functionality needs to be enabled under general settings on each Disting EX. The setting is “enable second display” and is not the same as “dual display mode”.


This module draws 40mA on the +12V rail (20mA per display).

Connection notes:


- The upper and lower displays should be connected to separate Distings, do not connect wires from the same disting to both upper and lower sections of the display module.
- See pictures (1) and (2) for connection details. Note location of red wires.
- The multicolored cables may have red as the first or second color from the end. This has no impact on the function or instructions.
- If you are not able to differentiate between colors you can connect the multicolor header by ensuring that the wire above the word “red” on the display module connects to the rightmost position on the Disting EX.
- The included ribbon cables (3) are NOT standard eurorack cables. They are 10 pin on the Disting end and 8 pin on the Display end. Because the display module has a keyed header this cable can not be connected backwards.

Note that improper connection could damage the display adaptor in some cases! Motley Modular is not responsible for damage caused by improper connection.


Support: motley@motleymodular.com



(1). Disting Side



(2). Display Side



(3). Included Ribbon Cable